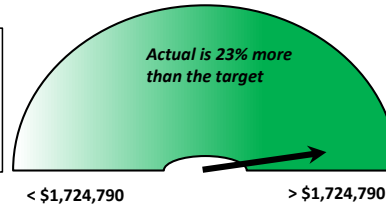


# The Lord's Place February Dashboard

Data: 7/1/20-1/31/21

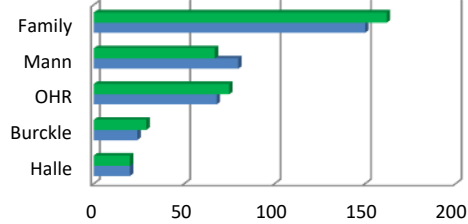
## Fundraising: Actual vs. Target

Funds Raised YTD:  
\$2,129,565  
Target: \$1,724,790  
Difference: \$404,775



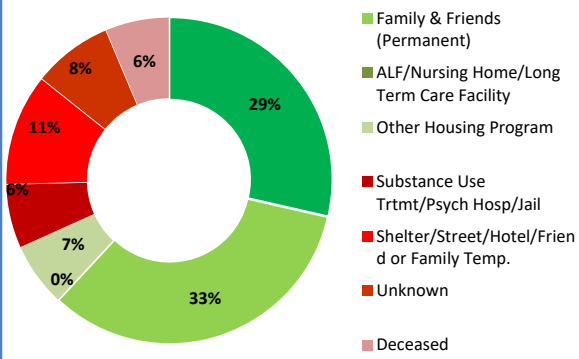
Next Month's Budget: \$285,275  
Funds to raise by June 30: \$582,085

## Housing: Number of Clients Served

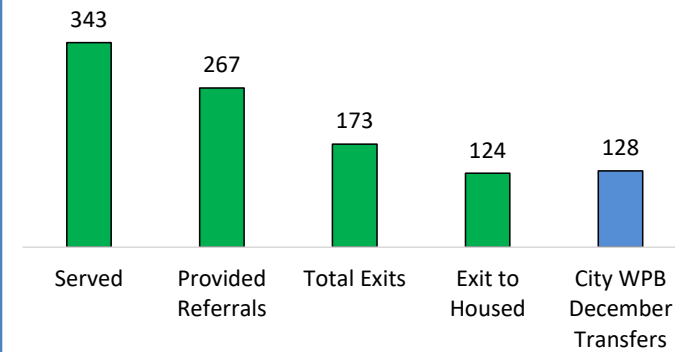


	Halle	Burckle	OHR	Mann	Family
# YTD FY 20-21	20	29	75	67	162
# YTD FY 19-20	20	24	68	80	150

## Housing Discharge Destinations (total household exits = 63)



## Street Engagement (City WPB and ESG) YTD



## Fiscal YTD (7/1-1/31)

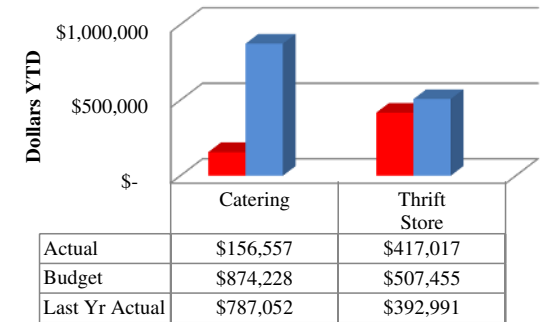
Earned Revenue:  
\$5,822,261

Paid Expenses:  
(\$5,790,381)

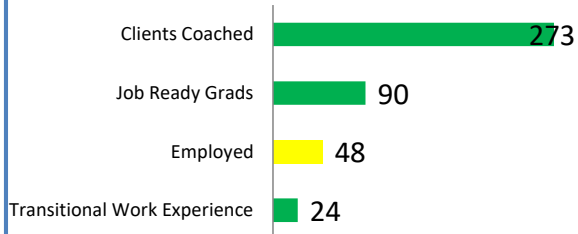
Surplus (Deficit):  
\$31,880

Projected Surplus (Deficit):	(\$239,547)
Actual Surplus (Deficit):	\$31,880
Variance:	\$271,427

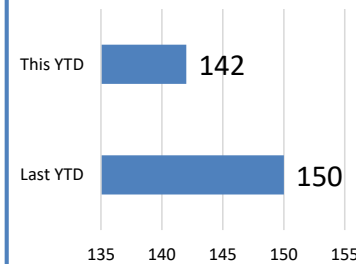
## Social Enterprises Revenue



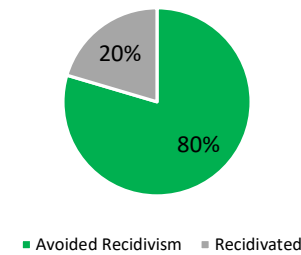
## Employment Services Outcomes



## Reentry Served

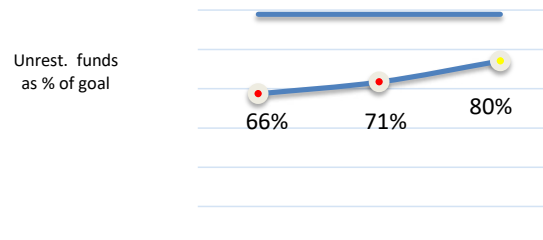


## Reentry 1-Year Re-arrest



## Cash and Cash Equivalents, Past 3 Months

Unrest. funds as % of goal



	October	November	December
Unrest. Funds	3,869,838	4,169,995	4,706,150
Target	5,894,433	5,894,433	5,894,433

## KEY:

Goal/ target

Not on target

At risk

On target