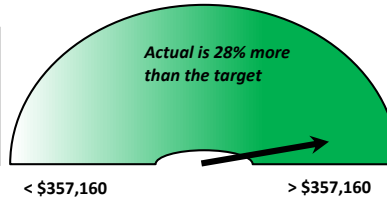


The Lord's Place October Dashboard

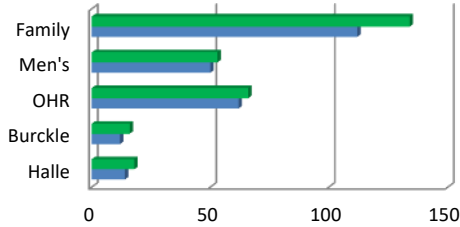
Fundraising: Actual vs. Target

Funds Raised YTD: **\$457,161**
 Target: **\$357,160**
 Difference: **\$100,001**



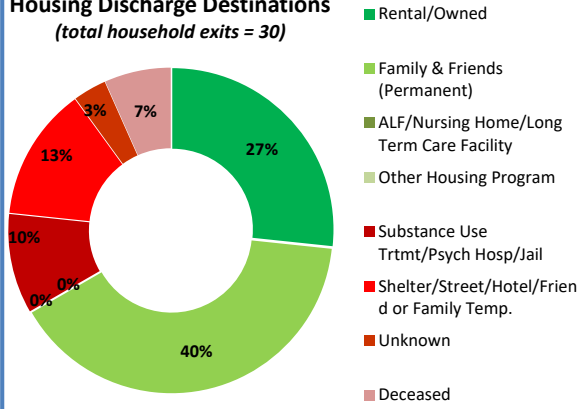
Next Month's Budget: **\$199,672**
 Funds to raise by June 30: **\$2,553,720**

Housing: Number of Clients Served

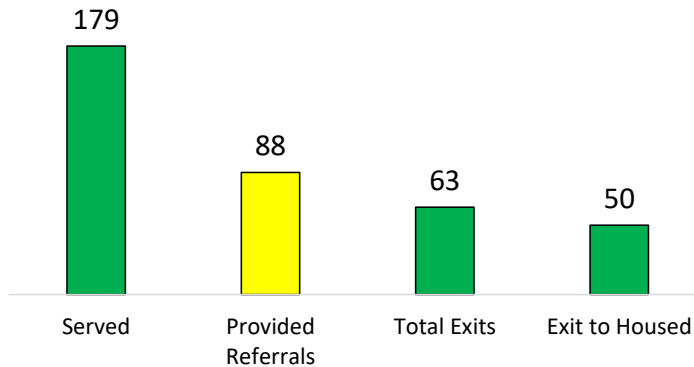


	Halle	Burckle	OHR	Men's	Family
# YTD FY 20-21	18	16	66	53	134
# YTD FY 19-20	14	12	62	50	112

Housing Discharge Destinations (total household exits = 30)

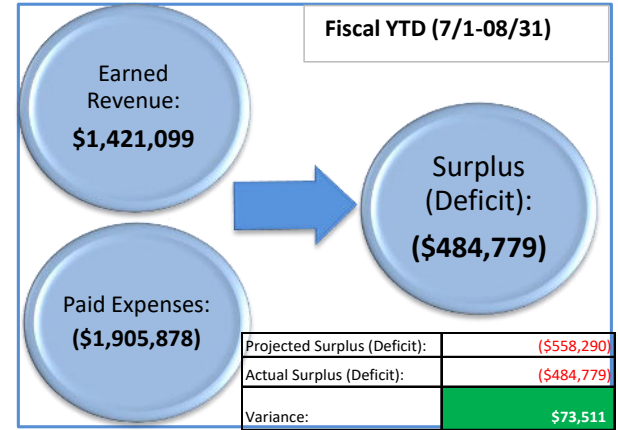


West Palm Beach Street Engagement YTD

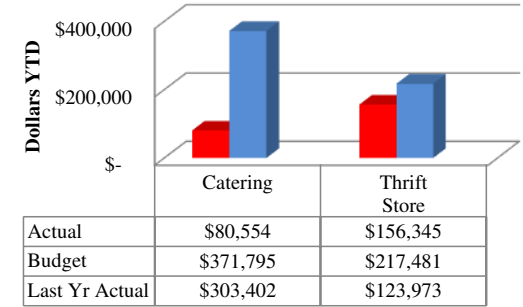


Data: 7/1/2020-9/30/2020

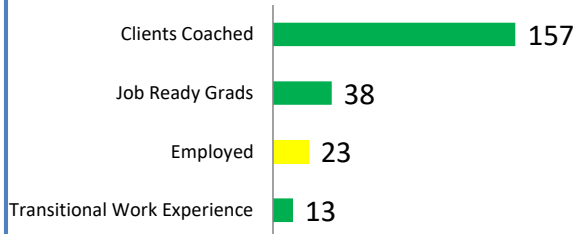
Fiscal YTD (7/1-08/31)



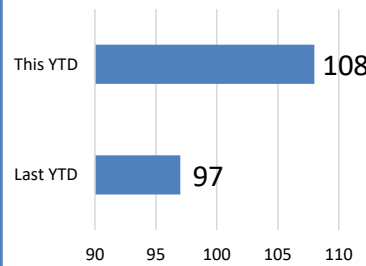
Social Enterprises Revenue



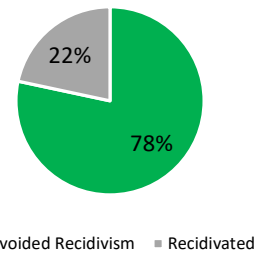
Employment Services Outcomes



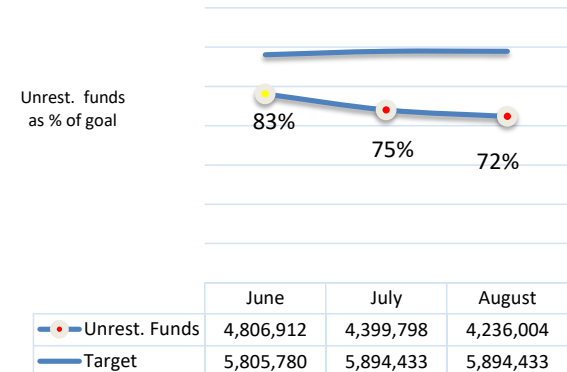
Reentry Served



Reentry 1-Year Re-arrest



Cash and Cash Equivalents, Past 3 Months



KEY: Goal/ target Not on target At risk On target