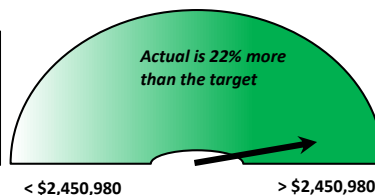


The Lord's Place May Dashboard

Data: 7/1/2019-4/30/2020

Fundraising: Actual vs. Target

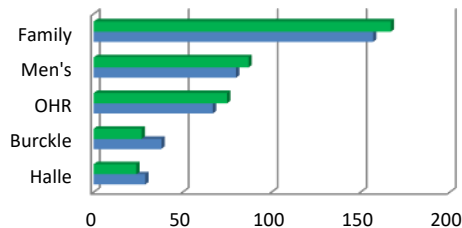
Funds Raised YTD:
\$2,992,384
 Target: \$2,450,980
 Difference: \$514,404



Next Month's Budget: **\$70,858**

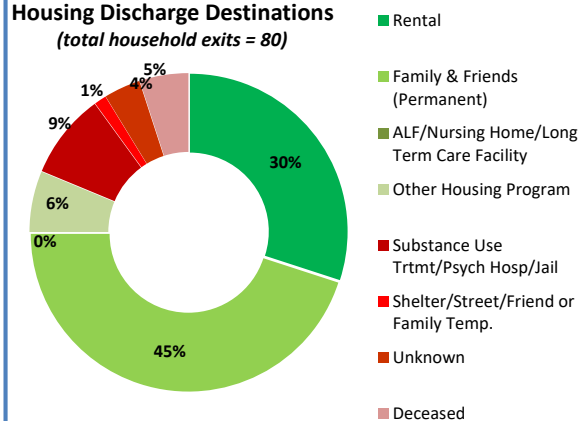
Amount to Fundraise
 by June 30th: **\$552,366**

Housing: Number of Clients Served

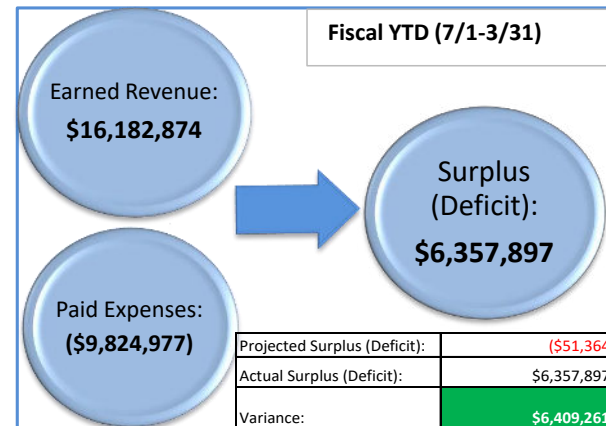
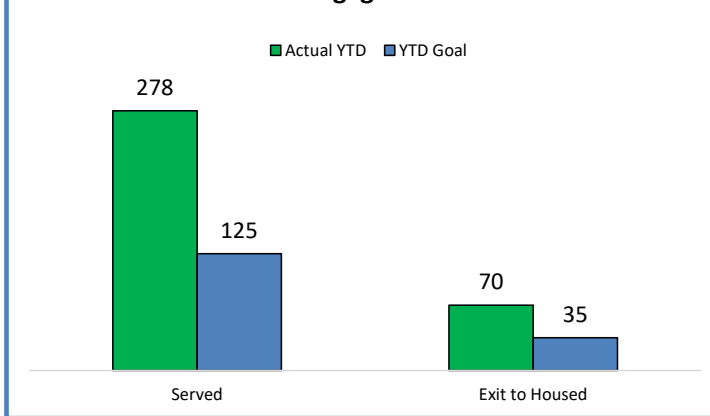


	Halle	Burckle	OHR	Men's	Family
# YTD FY 19-20	24	27	75	87	167
# YTD FY 18-19	29	38	67	80	157

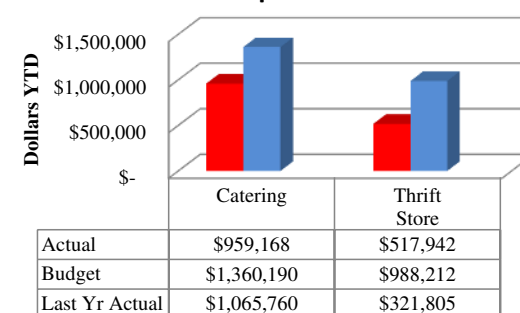
Housing Discharge Destinations (total household exits = 80)



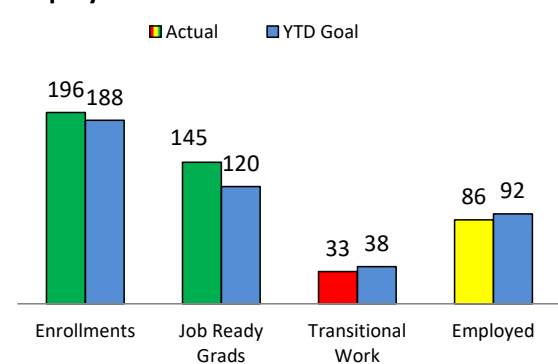
West Palm Beach Street Engagement YTD



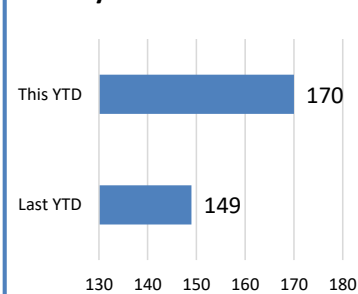
Social Enterprises Revenue



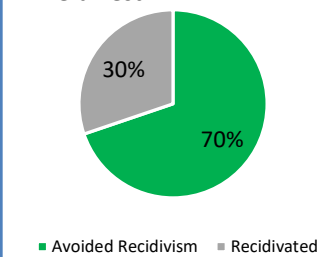
Employment Services Outcomes



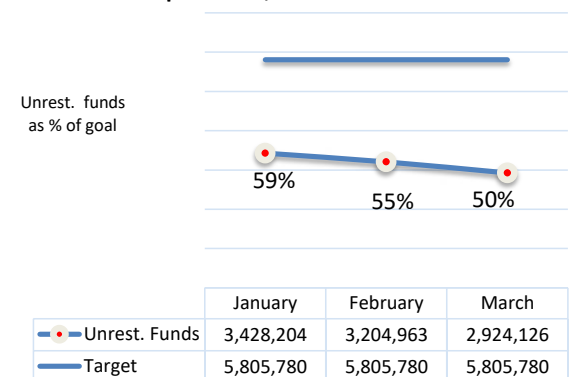
Reentry Served



Reentry 1-Year Re-arrest



Cash and Cash Equivalents, Past 3 Months



KEY: Goal/target (Blue), Not on target (Red), At risk (Yellow), On target (Green)