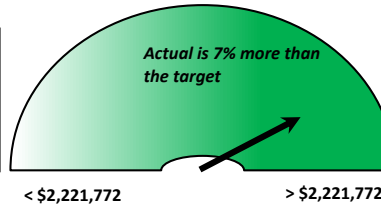


# The Lord's Place April Dashboard

Data: 7/1/2019-3/31/2020

## Fundraising: Actual vs. Target

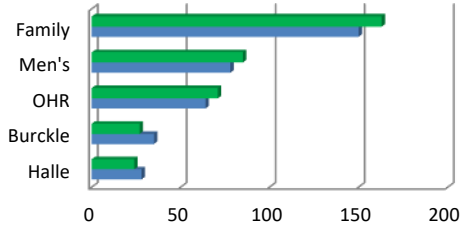
Funds Raised YTD:  
**\$2,371,982**  
 Target: **\$2,221,772**  
 Difference: **\$150,210**



Next Month's Budget: **\$70,858**

Amount to Fundraise  
 by June 30th: **\$818,974**

## Housing: Number of Clients Served



	Halle	Burckle	OHR	Men's	Family
# YTD FY 19-20	24	27	71	85	163
# YTD FY 18-19	28	35	64	78	150

## Fiscal YTD (7/1-2/29)

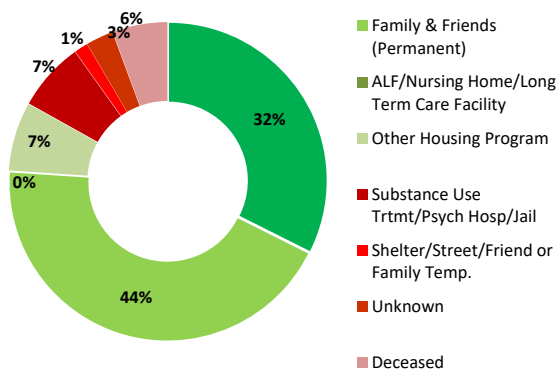
Earned Revenue:  
**\$15,679,432**

Paid Expenses:  
**(\$8,709,892)**

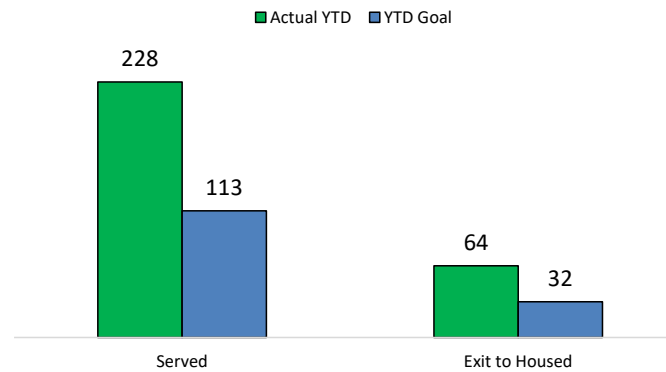
Surplus  
 (Deficit):  
**\$6,969,540**

Projected Surplus (Deficit):	<b>(\$370,626)</b>
Actual Surplus (Deficit):	\$6,969,540
Variance:	<b>\$7,340,166</b>

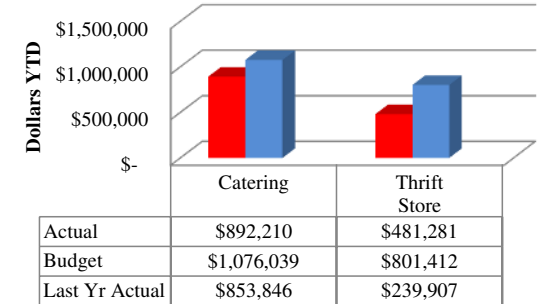
## Housing Discharge Destinations (total household exits = 71)



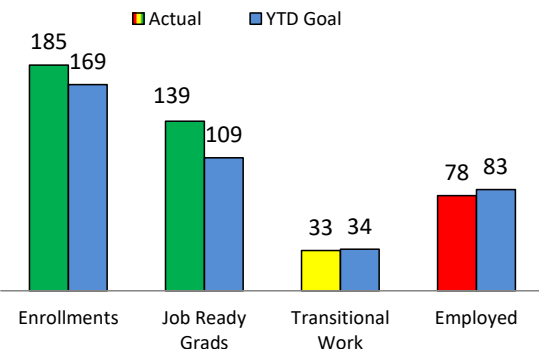
## West Palm Beach Street Engagement YTD



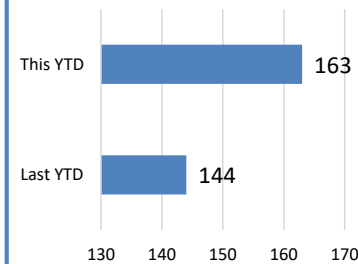
## Social Enterprises Revenue



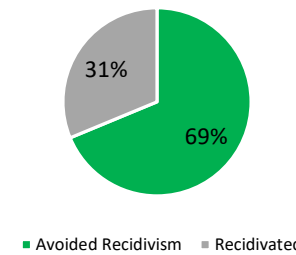
## Employment Services Outcomes



## Reentry Served

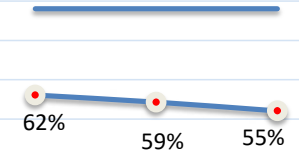


## Reentry 1-Year Re-arrest



## Cash and Cash Equivalents, Past 3 Months

Unrest. funds  
 as % of goal



	December	January	February
Unrest. Funds	3,609,279	3,428,204	3,204,963
Target	5,805,780	5,805,780	5,805,780

**KEY:** Goal/ target (Blue), Not on target (Red), At risk (Yellow), On target (Green)