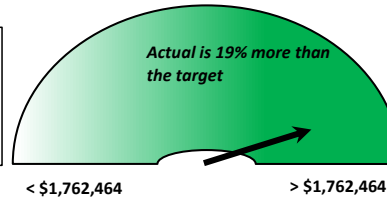


# The Lord's Place March Dashboard

Data: 7/1/2019-2/29/2020

## Fundraising: Actual vs. Target

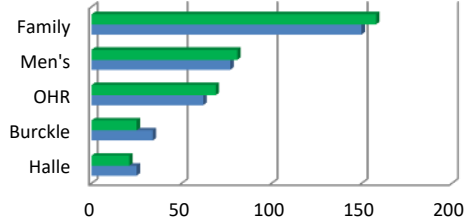
Funds Raised YTD:  
**\$2,110,188**  
 Target: \$1,762,464  
 Difference: \$347,724



Next Month's Budget: **\$455,258**

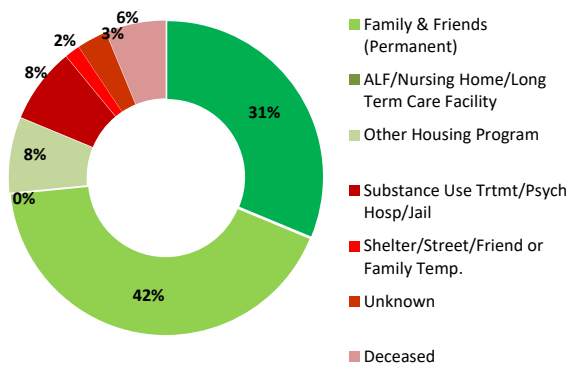
Amount to Fundraise by June 30th: **\$1,113,802**

## Housing: Number of Clients Served

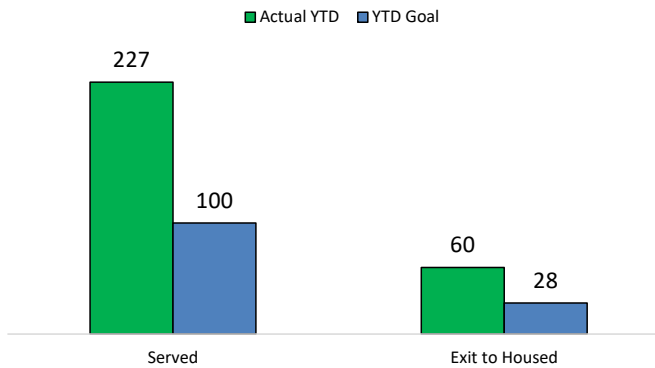


	Halle	Burckle	OHR	Men's	Family
# YTD FY 19-20	21	25	69	81	158
# YTD FY 18-19	25	34	62	77	150

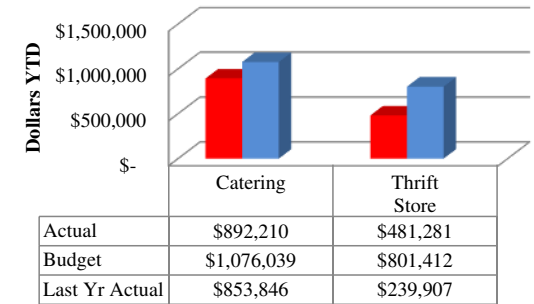
## Housing Discharge Destinations (total household exits = 64)



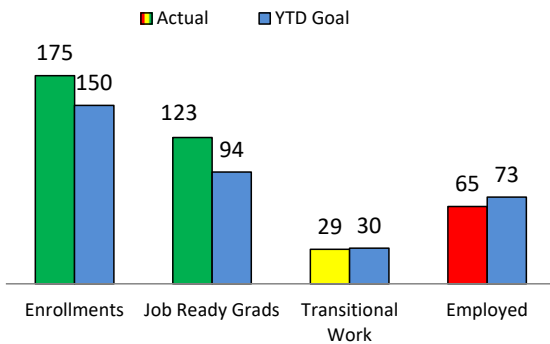
## West Palm Beach Street Engagement YTD



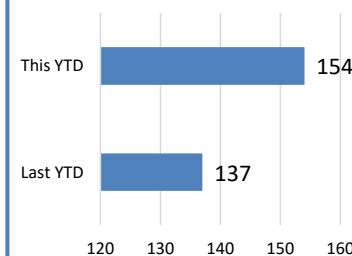
## Social Enterprises Revenue



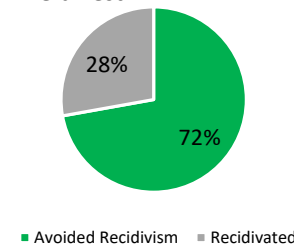
## Employment Services Outcomes



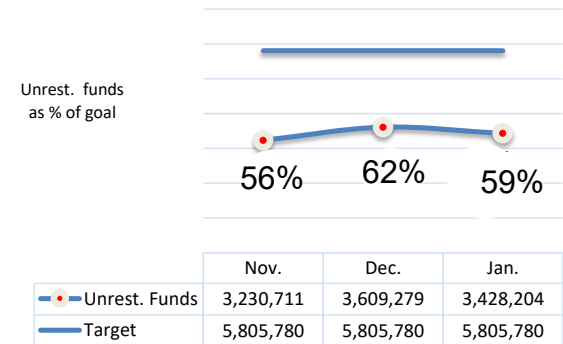
## Reentry Served



## Reentry 1-Year Re-arrest



## Cash and Cash Equivalents, Past 3 Months



**KEY:** Goal/target (Blue), Not on target (Red), At risk (Yellow), On target (Green)