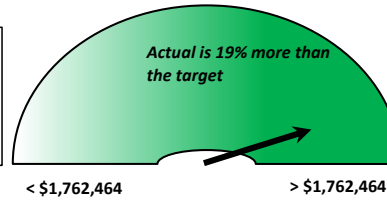


The Lord's Place March Dashboard

Data: 7/1/2019-2/29/2020

Fundraising: Actual vs. Target

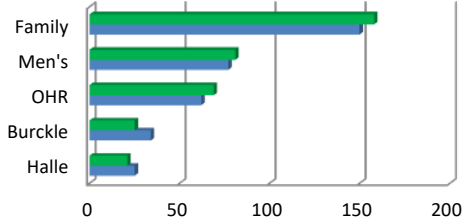
Funds Raised YTD:
\$2,110,188
 Target: \$1,762,464
 Difference: \$347,724



Next Month's Budget: **\$455,258**

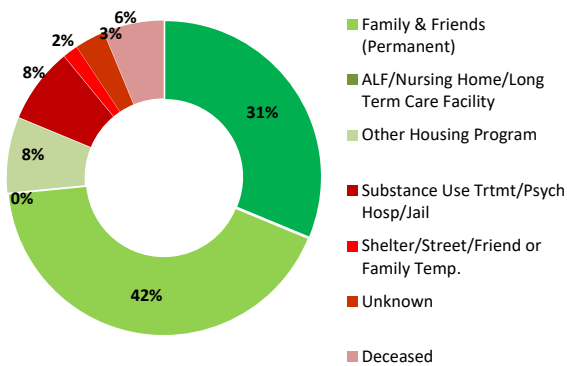
Amount to Fundraise
 by June 30th: **\$1,113,802**

Housing: Number of Clients Served

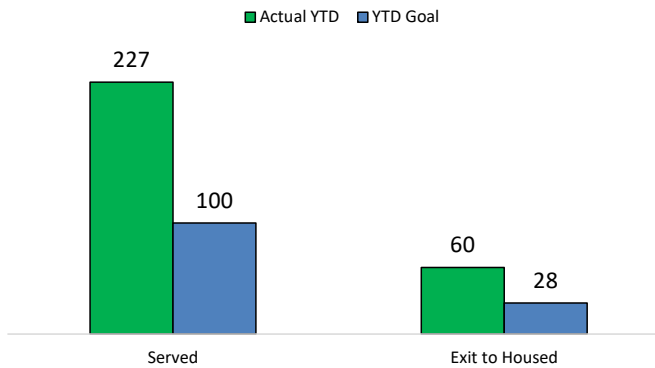


	Halle	Burckle	OHR	Men's	Family
# YTD FY 19-20	21	25	69	81	158
# YTD FY 18-19	25	34	62	77	150

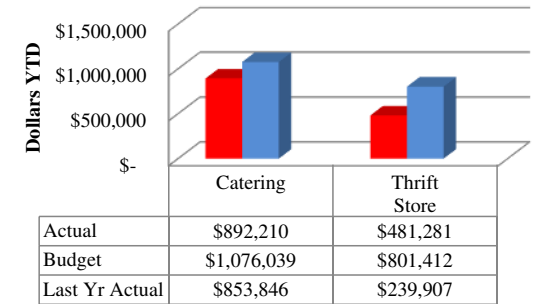
Housing Discharge Destinations (total household exits = 64)



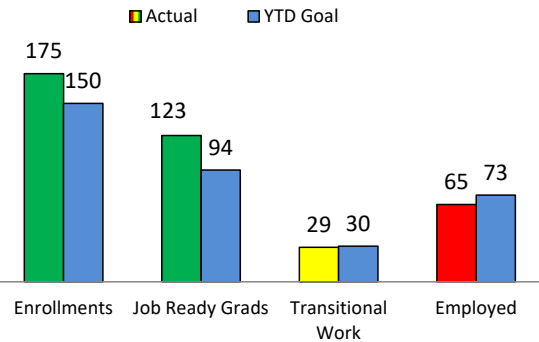
West Palm Beach Street Engagement YTD



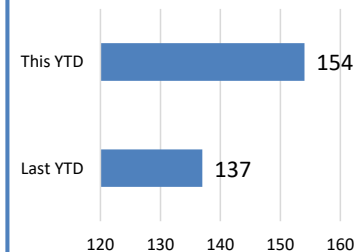
Social Enterprises Revenue



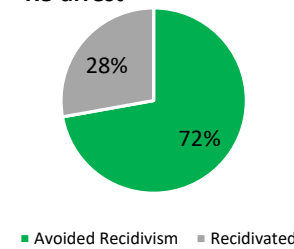
Employment Services Outcomes



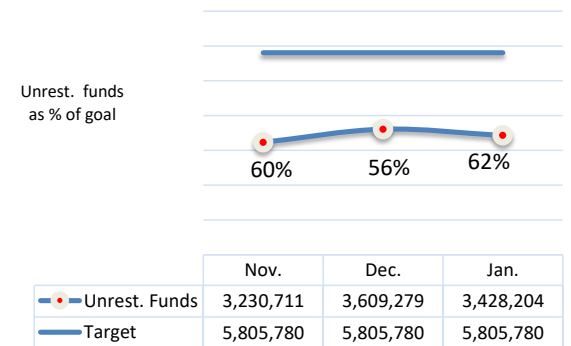
Reentry Served



Reentry 1-Year Re-arrest



Cash and Cash Equivalents, Past 3 Months



KEY: Goal/target (Blue), Not on target (Red), At risk (Yellow), On target (Green)