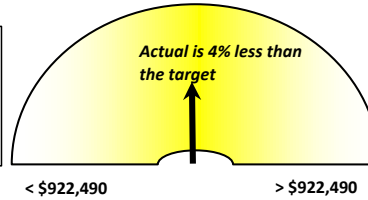


The Lord's Place December Dashboard

Data: 7/1/2019-11/30/2019

Fundraising: Actual vs. Target

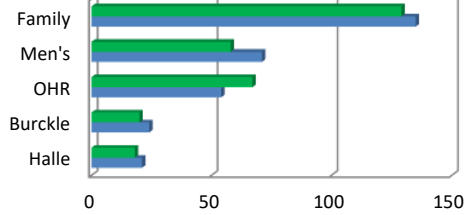
Funds Raised YTD:
\$886,554
Target: \$922,490
Difference: (\$35,936)



Next Month's Budget: **\$451,258**

Amount to Fundraise
by June 30th: **\$2,217,032**

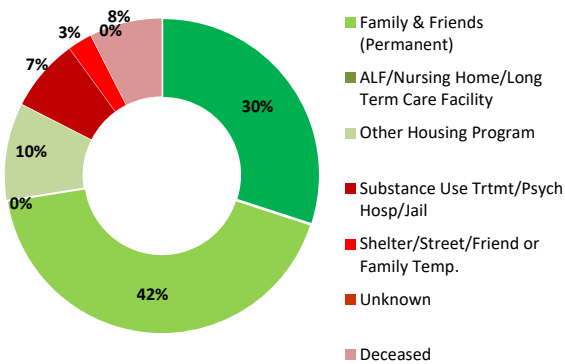
Housing: Number of Clients Served



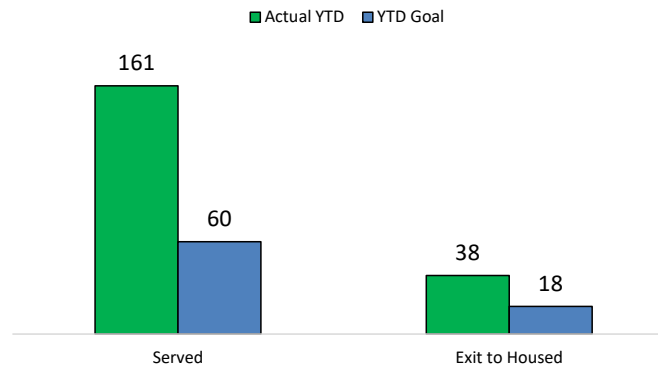
	Halle	Burckle	OHR	Men's	Family
# YTD FY 19-20	18	20	67	58	129
# YTD FY 18-19	21	24	54	71	135

Housing Discharge Destinations

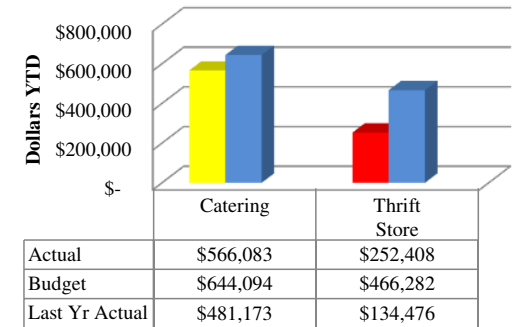
(total household exits = 21)



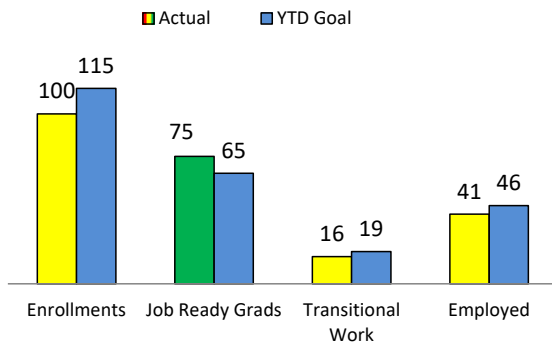
West Palm Beach Street Engagement YTD



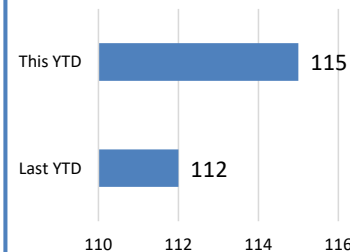
Social Enterprises Revenue



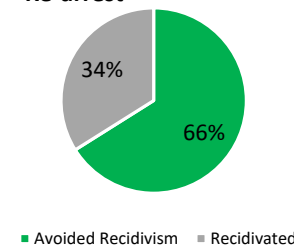
Employment Services Outcomes



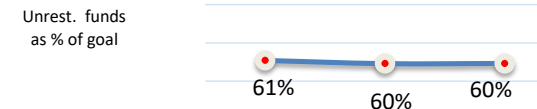
Reentry Served



Reentry 1-Year Re-arrest



Cash and Cash Equivalents, Past 3 Months



	August	September	October
Unrest. Funds	3,542,049	3,458,629	3,464,154
Target	5,805,780	5,805,780	5,805,780

KEY: Goal/ target (Blue), Not on target (Red), At risk (Yellow), On target (Green)