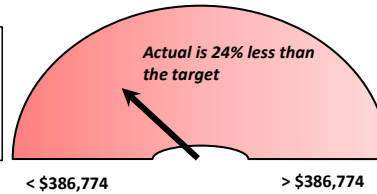


The Lord's Place November Dashboard

Data: 7/1/2019-10/31/2019

Fundraising: Actual vs. Target

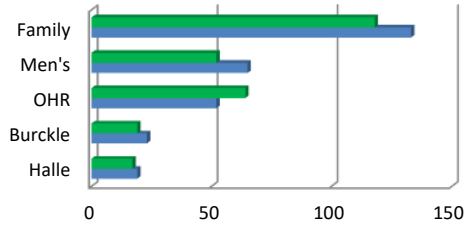
Funds Raised YTD: **\$402,781**
 Target: **\$530,032**
 Difference: **(\$127,251)**



Next Month's Budget: **\$451,258**

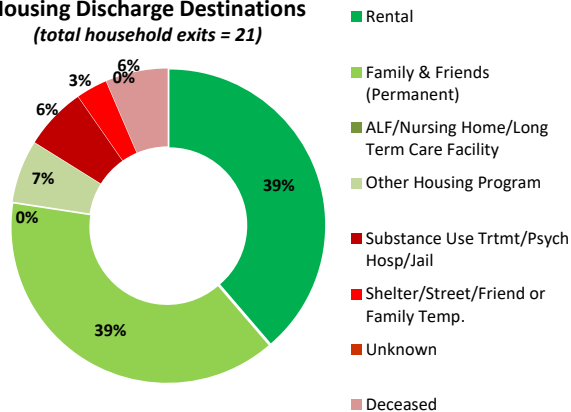
Amount to Fundraise by June 30th: **\$2,220,281**

Housing: Number of Clients Served

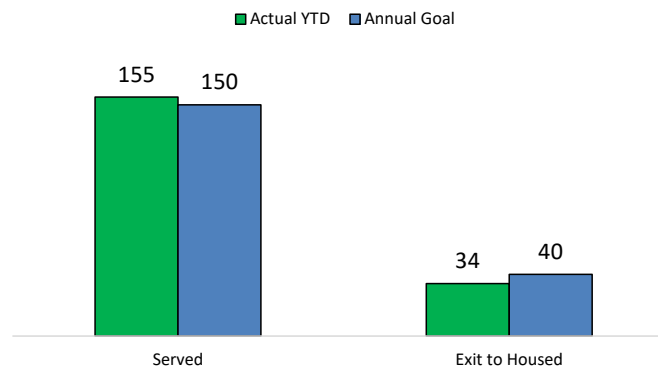


	Halle	Burckle	OHR	Men's	Family
# YTD FY 19-20	17	19	64	52	118
# YTD FY 18-19	19	23	52	65	133

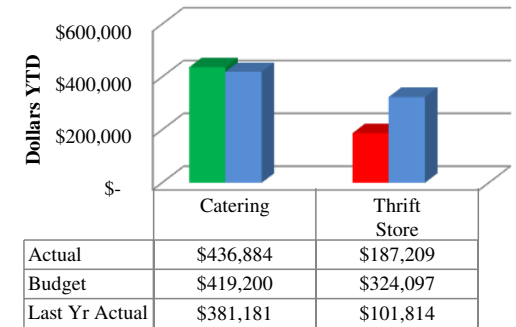
Housing Discharge Destinations (total household exits = 21)



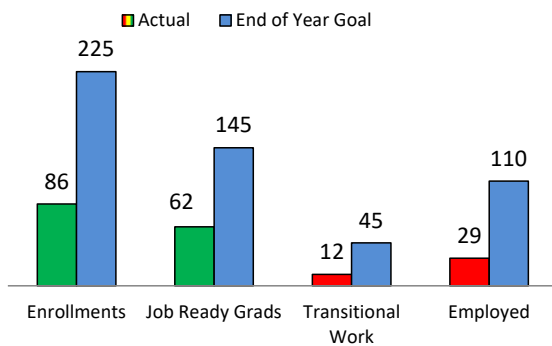
West Palm Beach Street Engagement YTD



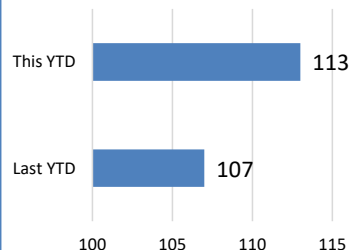
Social Enterprises Revenue



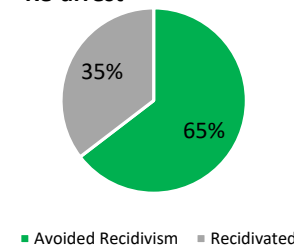
Employment Services Outcomes



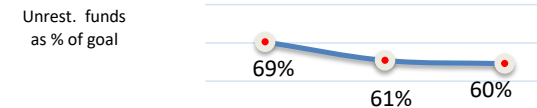
Reentry Served



Reentry 1-Year Re-arrest



Cash and Cash Equivalents, Past 3 Months



	July	August	Sept.
Unrest. Funds	4,024,567	3,542,049	3,458,629
Target	5,805,780	5,805,780	5,805,780

KEY: Goal/target (Blue), Not on target (Red), At risk (Yellow), On target (Green)