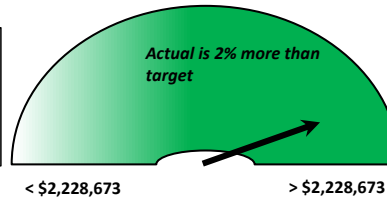


The Lord's Place May Dashboard

Data: 7/1/2018-4/30/2019

Fundraising: Actual vs. Target

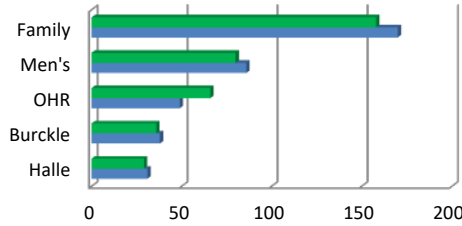
Funds Raised YTD:
\$2,521,785
 Target: **\$2,468,472**
 Difference: **\$53,313**



Amount to Fundraise in May (Budget): **\$63,657**

Amount to Fundraise by Year End (Actual): **\$46,342**

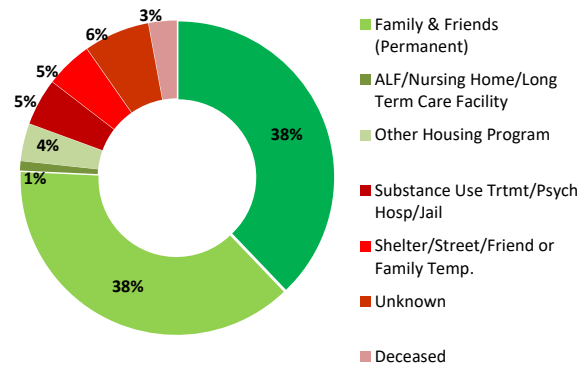
Housing: Number of Clients Served



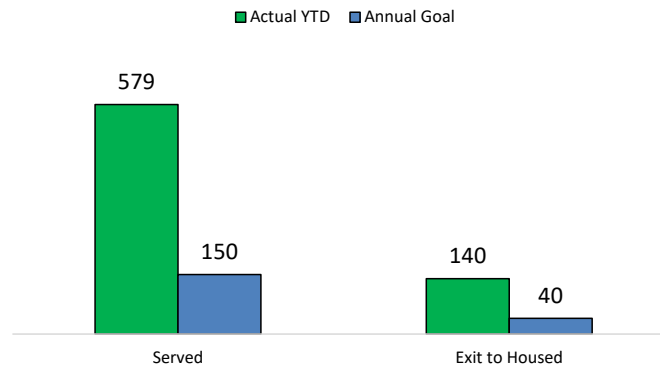
	Halle	Burckle	OHR	Men's	Family
# YTD FY 18-19	29	36	66	80	158
# YTD FY 17-18	31	38	49	86	170

Housing Discharge Destinations

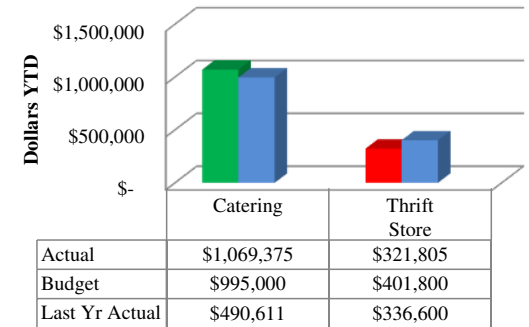
(total household exits = 93)



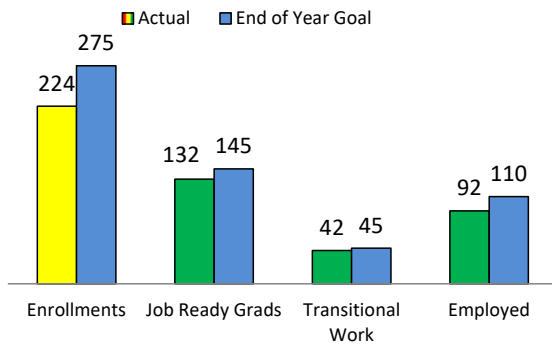
West Palm Beach Street Engagement YTD



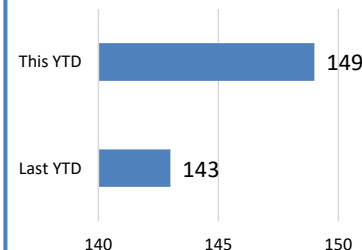
Social Enterprises Revenue



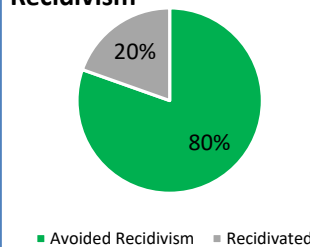
Employment Services Outcomes



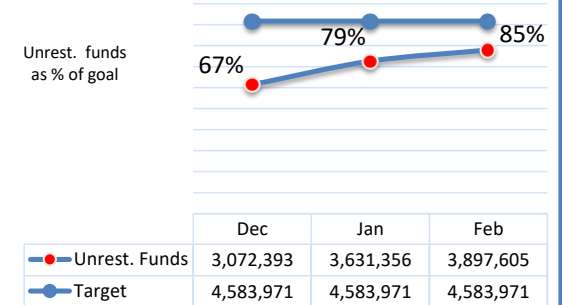
Reentry Served



Reentry 1-Year Recidivism



Cash and Cash Equivalents, Past 3 Months



KEY: Goal/ target Not on target At risk On target