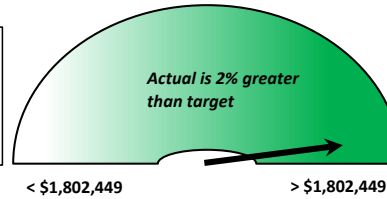


The Lord's Place March Dashboard

Data: 7/1/2018-2/28/2019

Fundraising: Actual vs. Target

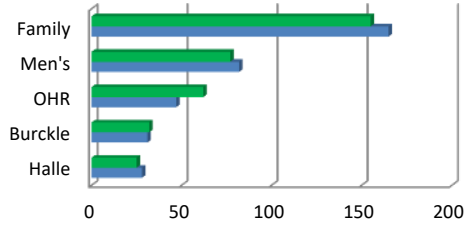
Funds Raised YTD:
\$1,839,676
 Target: **\$1,802,449**
 Difference: **\$37,227**



Amount to Fundraise in February: **\$426,224**

Amount to Fundraise by June 30th: **\$1,205,145**

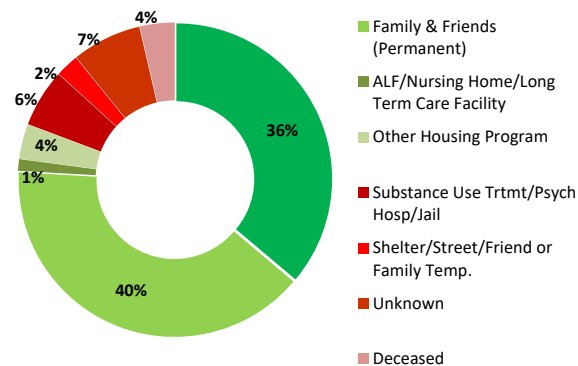
Housing: Number of Clients Served



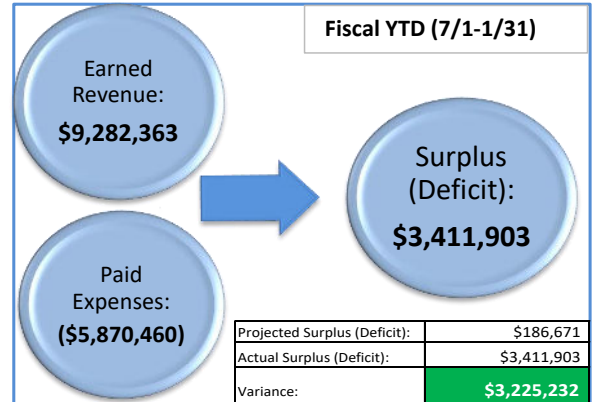
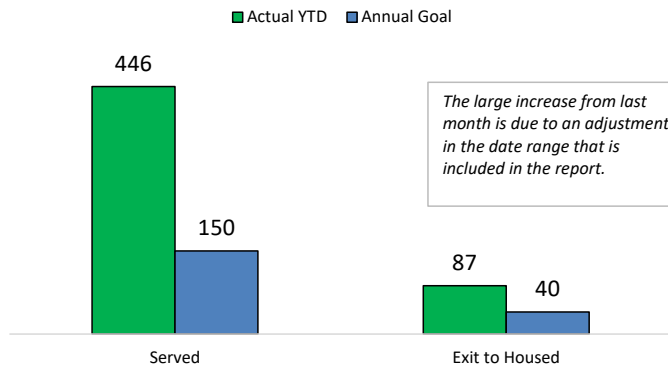
	Halle	Burckle	OHR	Men's	Family
# YTD FY 18-19	25	32	62	77	155
# YTD FY 17-18	28	31	47	82	165

Housing Discharge Destinations

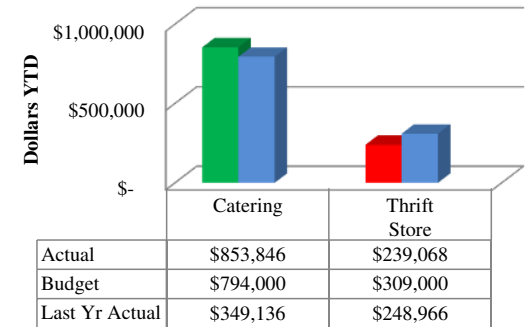
(total household exits = 83)



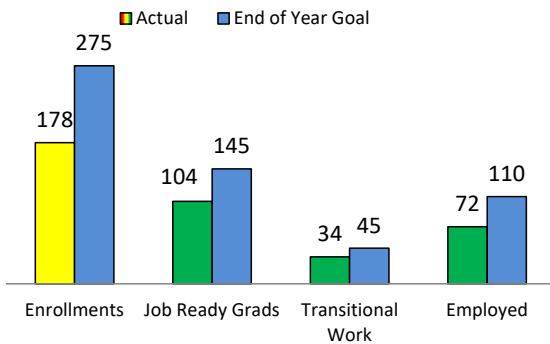
West Palm Beach Street Engagement YTD



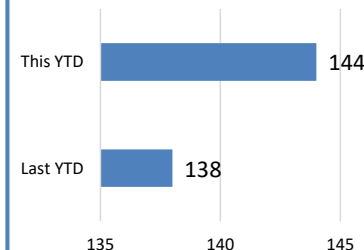
Social Enterprises Revenue



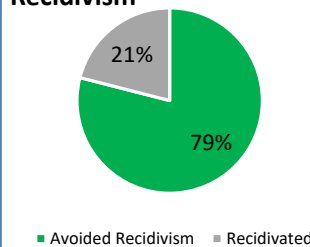
Employment Services Outcomes



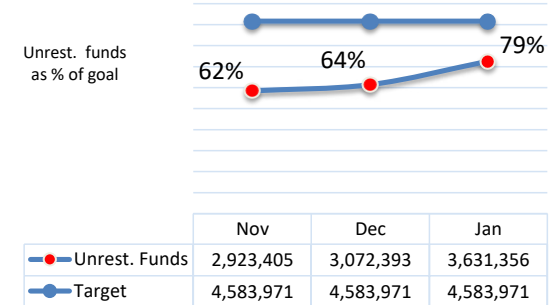
Reentry Served



Reentry 1-Year Recidivism



Cash and Cash Equivalents, Past 3 Months



KEY: Goal/ target Not on target At risk On target