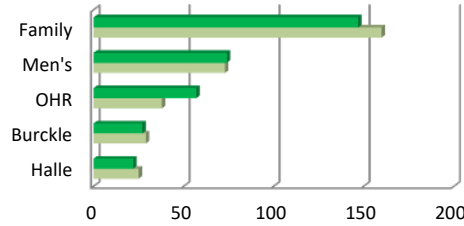


The Lord's Place January Dashboard

Data: 7/1/2018-12/31/2018

Programs

Housing: Number of Clients Served

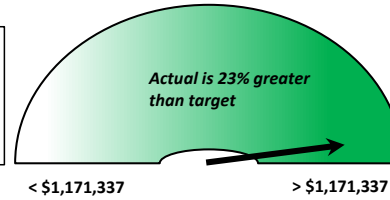


	Halle	Burckle	OHR	Men's	Family
# YTD FY 18-19	22	27	57	74	147
# YTD FY 17-18	25	29	38	73	160

Advancement

Fundraising: Actual vs. Target

Funds Raised YTD:
\$1,443,352
 Target: **\$1,171,337**
 Difference: **\$272,015**



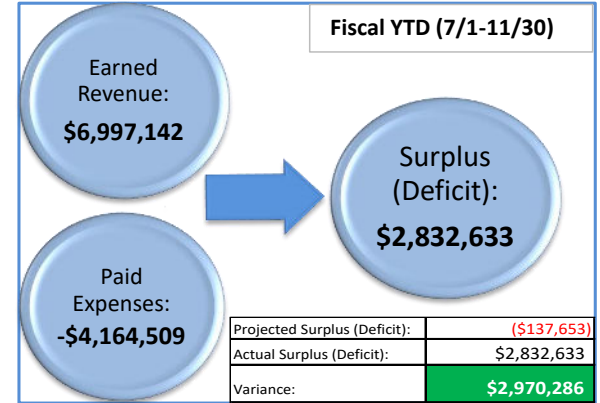
Amount to Fundraise in January:
\$141,834

Special Events

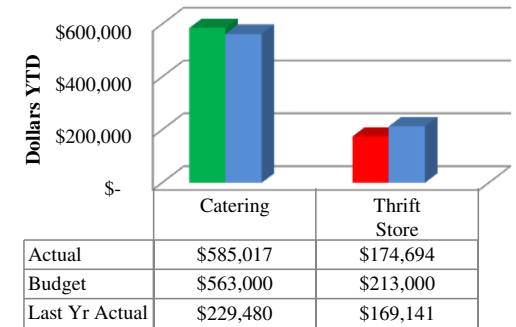
Event	Last Year Goal	Last Year Raised	Current Year Goal	Raised to Date	% of Goal Reached
Ending Homelessness Breakfast	\$ 125,000	\$ 142,653	\$ 125,000	\$ 204,407	153.0%
Over the Edge	N/A	N/A	\$ 90,000	\$ 9,469	10.5%
SleepOut	\$ 300,000	\$ 311,751	\$ 300,000	TBD	N/A

Finance

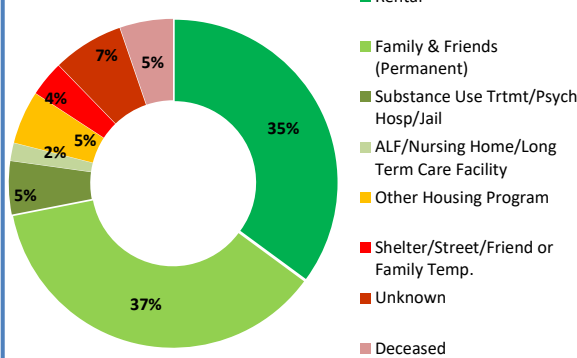
Fiscal YTD (7/1-11/30)



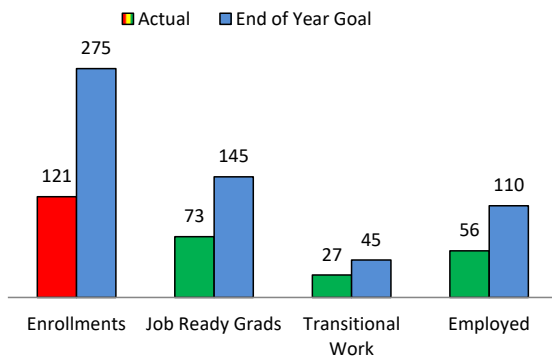
Social Enterprises Revenue



Housing Discharge Destinations (total household exits = 57)



Employment Services Outcomes



Grants

Grant Source	Funds applied for	Funds Pending	Funds Awarded	% Awarded
Private	\$1,598,175	\$402,500	\$733,175	61%
Government	\$3,614,736	\$1,253,980	\$1,169,676	49%
Total	\$5,212,911	\$1,656,480	\$1,902,851	53%

KEY: Goal/ target (Blue), Not on target (Red), At risk (Yellow), On target (Green)

Cash and Cash Equivalents, Past 3 Months

