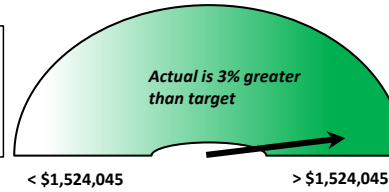


Fundraising: Actual vs. Target

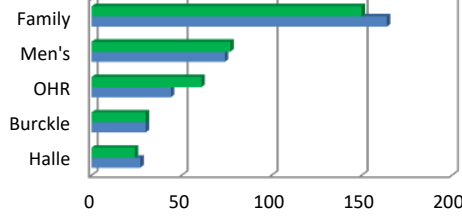
Funds Raised YTD:
\$1,578,263
 Target: \$1,524,045
 Difference: \$54,218



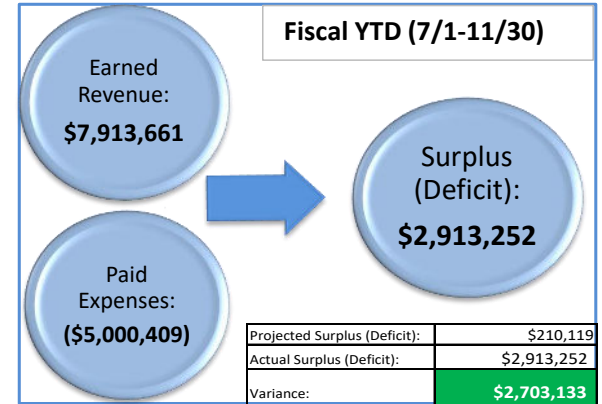
Amount to Fundraise in February: **\$278,404**

Amount to Fundraise by June 30th: **\$1,411,435**

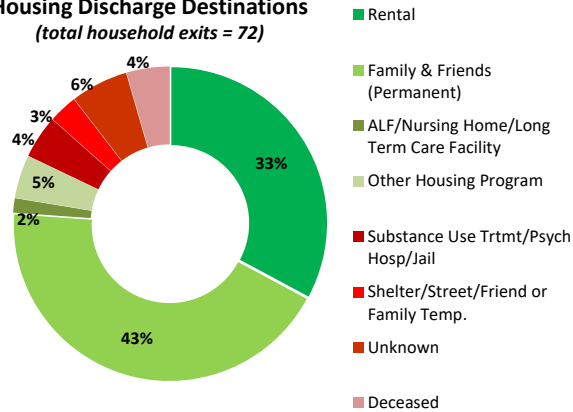
Housing: Number of Clients Served



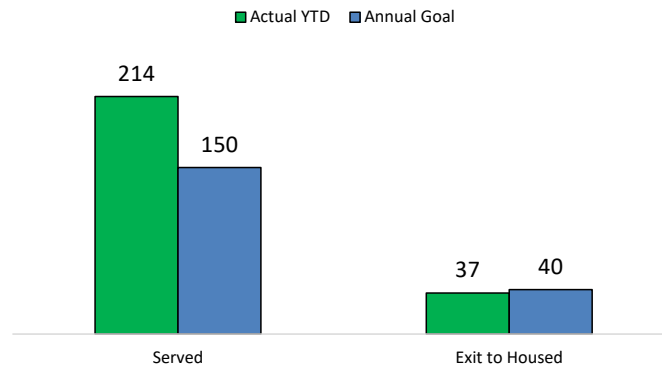
	Halle	Burckle	OHR	Men's	Family
# YTD FY 18-19	24	30	61	77	150
# YTD FY 17-18	27	30	44	74	164



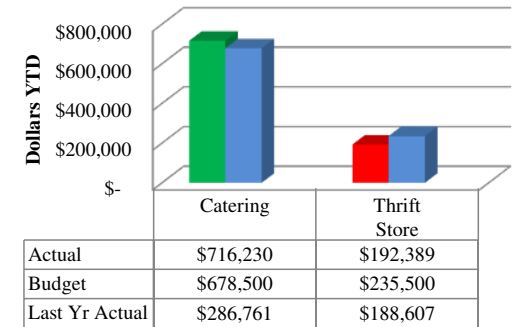
Housing Discharge Destinations
 (total household exits = 72)



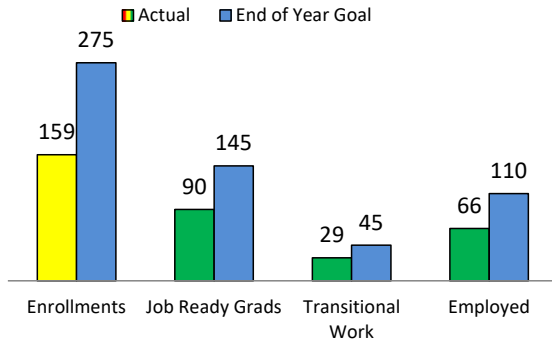
West Palm Beach Street Engagement YTD



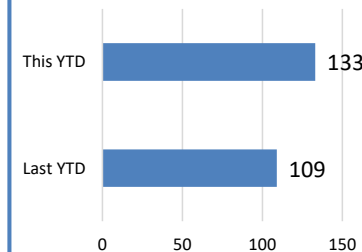
Social Enterprises Revenue



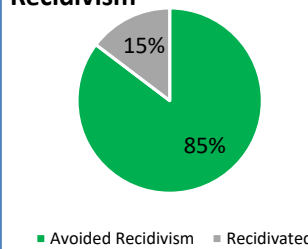
Employment Services Outcomes



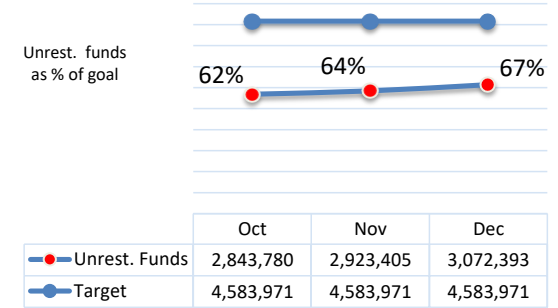
Reentry Served



Reentry 1-Year Recidivism



Cash and Cash Equivalents, Past 3 Months



KEY: Goal/target (Blue), Not on target (Red), At risk (Yellow), On target (Green)