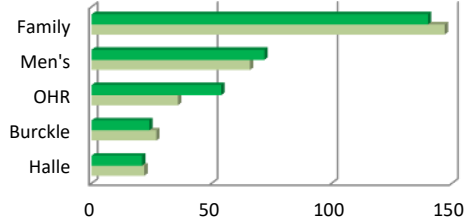


The Lord's Place December Dashboard

Data: 7/1/2018-11/31/2018

Programs

Housing: Number of Clients Served

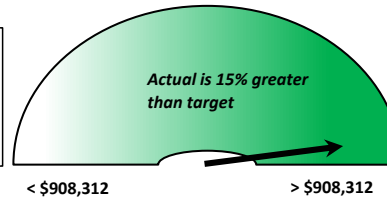


	Halle	Burckle	OHR	Men's	Family
# YTD FY 18-19	21	24	54	72	140
# YTD FY 17-18	22	27	36	66	147

Advancement

Fundraising: Actual vs. Target

Funds Raised YTD:
\$1,042,274
 Target: \$908,312
 Difference: \$133,962



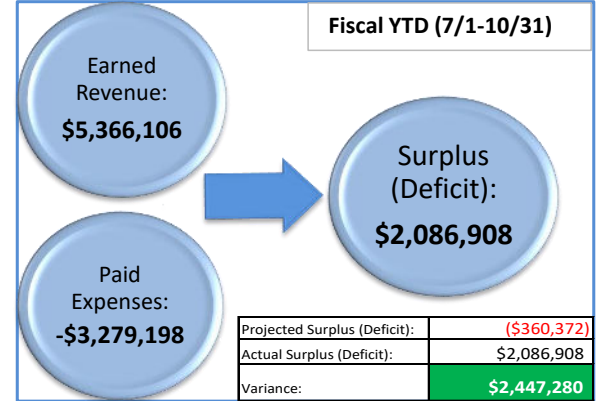
Amount to Fundraise in December:
\$473,899

Special Events

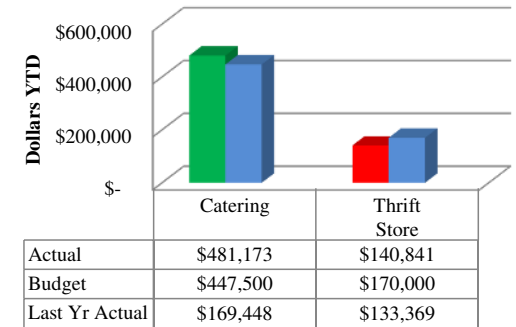
Event	Last Year Goal	Last Year Raised	Current Year Goal	Raised to Date	% of Goal Reached
Ending Homelessness Breakfast	\$ 125,000	\$ 142,653	\$ 125,000	\$ 191,207	153.0%
Over the Edge	N/A	N/A	\$ 90,000	\$ 4,927	5.5%
SleepOut	\$ 300,000	\$ 311,751	\$ 300,000	TBD	N/A

Finance

Fiscal YTD (7/1-10/31)

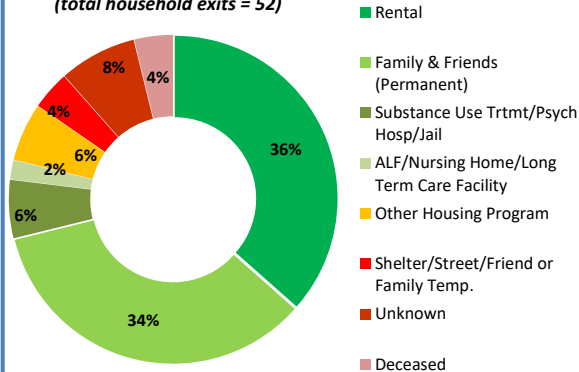


Social Enterprises Revenue

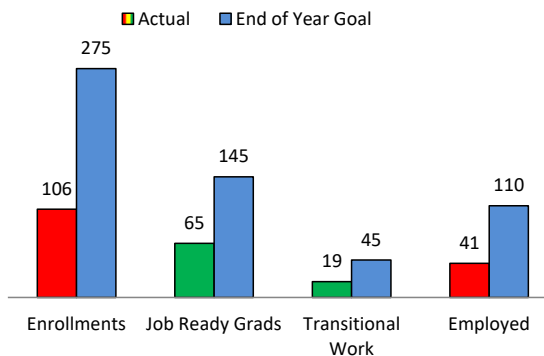


Housing Discharge Destinations

(total household exits = 52)



Employment Services Outcomes



Grants

Grant Source	Funds applied for	Funds Pending	Funds Awarded	% Awarded
Private	\$1,423,175.00	\$567,500.00	\$493,175.00	58%
Government	\$3,323,656.00	\$2,233,980.00	\$1,089,676.00	100%
Total	\$4,746,831.00	\$2,801,480.00	\$1,582,851.00	81%

KEY: Goal/ target (Blue), Not on target (Red), At risk (Yellow), On target (Green)

Cash and Cash Equivalents, Past 3 Months

