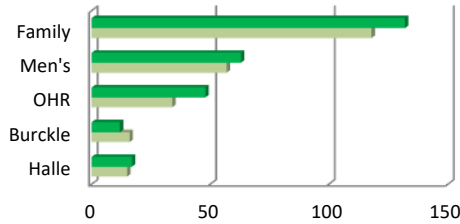


The Lord's Place October Dashboard

Data: 7/1/2018-9/30/2018

Programs

Housing: Number of Clients Served

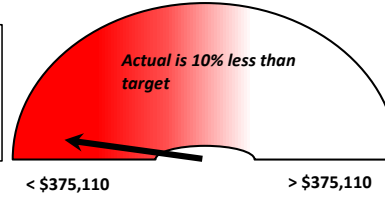


	Halle	Burckle	OHR	Men's	Family
# YTD FY 18-19	17	12	48	63	132
# YTD FY 17-18	15	16	34	57	118

Advancement

Fundraising: Actual vs. Target

Funds Raised YTD: \$337,441
Target: \$375,110
Difference: -\$37,669



Amount to Fundraise in November:
\$411,652

Special Events

Event	Last Year Goal	Last Year Raised	Current Year Goal	Raised to Date	% of Goal Reached
Ending Homelessness Breakfast	\$125,000	\$142,653	\$125,000	\$53,150	43.0%
Over the Edge					
SleepOut	\$300,000	\$311,751	\$300,000		

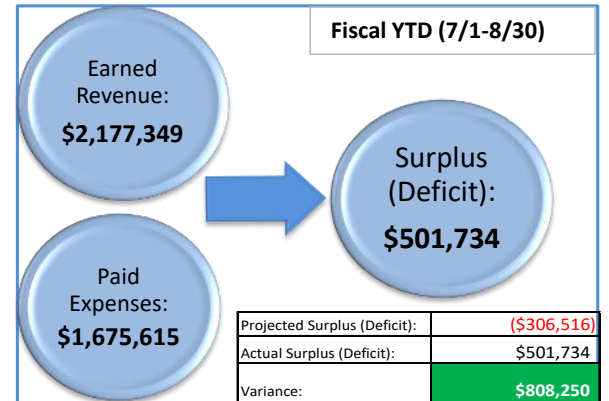
Grants

Grant Source	Funds applied for	Funds Awarded	Funds Pending	% Awarded
Private	\$976,675.00	\$626,000.00	\$155,675.00	44.39%
Government	\$5,291,583.00	\$4,675,483.00	\$616,100.00	100.00%
Total	\$6,268,258.00	\$5,301,483.00	\$761,775.00	79%

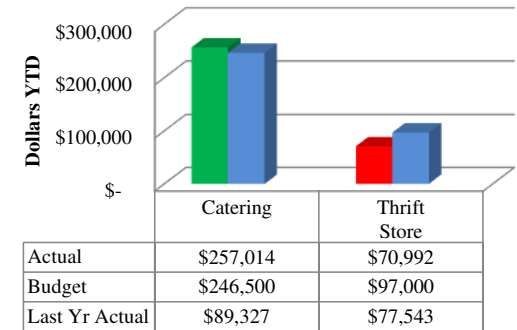
KEY: Goal/ target Not on target At risk On target

Finance

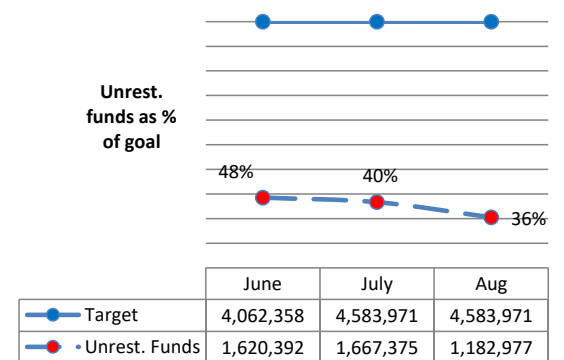
Fiscal YTD (7/1-8/30)



Social Enterprises Revenue

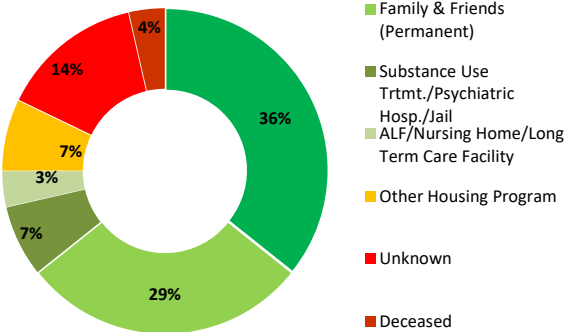


Cash and Cash Equivalents, Past 3 Months



Housing Discharge Destinations

(total household exits = 28)



Employment Services Outcomes

